



FEEDBACK ON CURRICULUM

Structured Feedback Analysis and Action taken Report


Academic year 2018-19

Internal Quality Assurance Cell
The Assam Royal Global University
Guwahati – 35



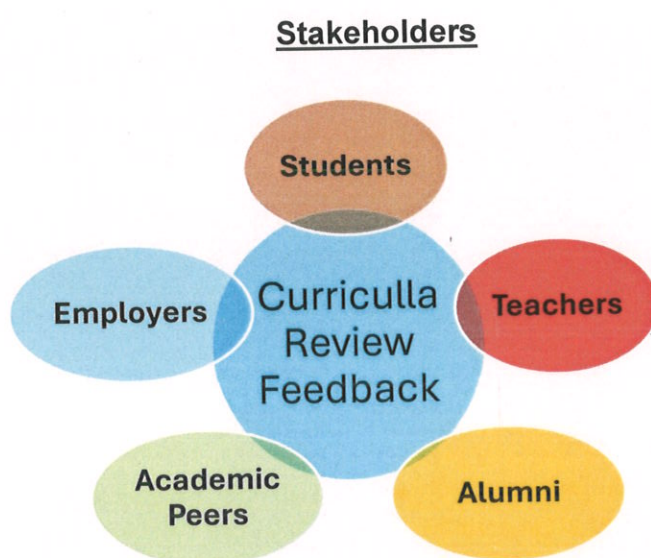
Content

Content	Page Number
Introduction	3
Feedback Forms (i) Students Feedback Form (ii) Alumni Feedback Form (iii) Teachers Feedback Form (iv) Employers Feedback Form (v) Academic Peers review	4-6
The Process of collecting feedback from all stakeholders	6
Feedback analysis (i) Students Feedback Analysis (ii) Teachers Feedback Analysis (iii) Employers Feedback Analysis	6 - 14
Action Taken Report	15-16



Introduction

The Assam Royal Global University encourages the adoption of a relevant, flexible, and competent curriculum across all programmes, offered by the different departments and schools. With this objective in view, the University has employed the modus operandi of feedback collection from the different stakeholders of the University: faculty members, students, leaders of academia and industry; analysis of the survey reports and implementation of the findings and recommendations.



The process of curriculum development for various programs starts with the assessment of the existing curriculum taking into consideration requirements of students, skills demanded by industry and job placements. The curriculum inspection comprises of information regarding syllabus planning and holistic experience about the programme.

Steps

- Feedback collection
- Preparation of response sheets
- Analysis of Data
- Report Presentation
- Action Taken

The objective of this feedback is to ensure that every student has access to competent and qualitative teaching which leads to vibrant academic, social, and personal growth. The IQAC regularly monitors the activity along with other quality initiatives. We need to continuously incorporate such Quality Initiatives in our systems and follow them in letter and spirit for satisfaction of the stakeholder.

Feedback Forms

Students Feedback on Curriculum

This questionnaire is intended to collect feedback from students regarding various aspects of the curriculum. They were asked to provide feedback for improvement of the curriculum. Ten questions were framed, and they were informed to respond on a scale of 1 to 5-

Excellent	Very Good	Good	Fair	Poor
5	4	3	2	1

Students Feedback on Curriculum	
Q1	How do you rate the curriculum and syllabi that you studied
Q2	How do you rate the timely completion of syllabus
Q3	How do you rate your experience related with usage of ICT to facilitate Teaching
Q4	How do you rate the newly introduced GE/AEEC-SEC Papers that you studied
Q5	How do you rate the conduction of guest lectures, seminars, workshop, and conferences
Q6	How do rate the courses in terms of their relevance to the latest and/or future technologies
Q7	How do you rate Fairness of the internal evaluation process by the teachers
Q8	How do you rate the overall quality of the teaching in the Institution


Alumnus Feedback on Curriculum

This is the second year of the university, so there is no alumnus of this university in AY 2018-19

Teachers' Feedback on Curriculum

This questionnaire is intended to collect information from faculty members regarding various aspects of the curriculum. They were asked to provide feedback for improvement of the curriculum. Eight questions were framed, and they were informed to respond on a scale of 1 to 5-

Excellent	Very Good	Good	Fair	Poor
5	4	3	2	1



Teachers' Feedback on Curriculum

Q1	How do you rate the quality and relevance of the courses included into the curriculum
Q2	How do you rate the courses in terms of their relevance to the latest and/or the future technologies
Q3	How do you rate the student's ability to understand the course taught by you
Q4	How do you rate the outcomes that your student has achieved from the courses
Q5	How do you rate the student's approaches to discuss assignments and problems with you
Q6	How do you rate the transformation of your students after the completion of the course
Q7	How do you rate the university activities that help your students in getting jobs and placements
Q8	How do you rate the ambience of the university for effective delivery of the academic process
Q9	How do you rate the transparency of the evaluation system in the university

Employers' Feedback on Curriculum

This questionnaire is intended to collect information from employers regarding various aspects of the curriculum. They were asked to provide feedback for improvement of the curriculum. Eight questions were framed, and they were informed to respond on a scale of 1 to 5-

Excellent	Very Good	Good	Fair	Poor
5	4	3	2	1

Employers' Feedback on Curriculum

Q.1	How do you rate the relevance of the courses in relation to the program? (Knowledge and Skills required for the job market)
Q.2	How do you rate the sufficiency of the courses related to industry that are included in the program?
Q.3	How do you rate the relevance of the topics to the industry requirement?
Q.4	How do you rate the competencies/outcomes in relation to the course content?
Q.5	How do you rate the curriculum enhances human values and ethics.

The Process of Collecting Feedback from all Stakeholders

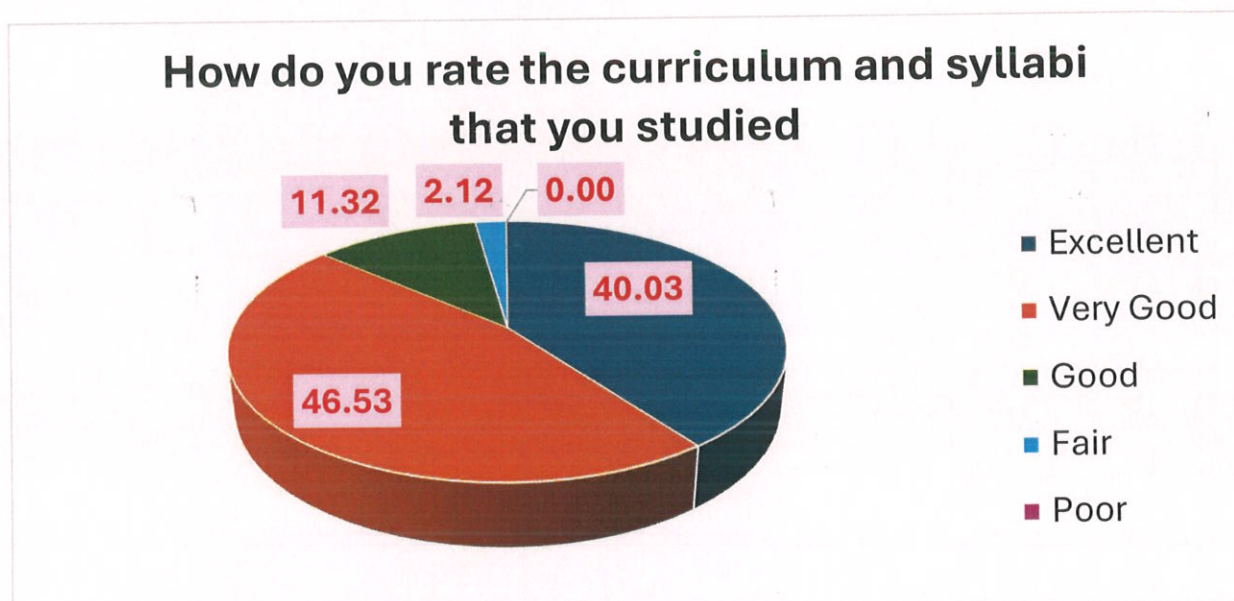
The university have collected the above-mentioned feedback forms through various schools and departments. For the academic year 2021-22, the following number of responses were collected-

Number of Feedback Responses on Syllabus for 2018-29	
Category of Stakeholder	Number of Responses
Students	707
Teachers	82
Alumni	0
Employers	51

Feedback Analysis

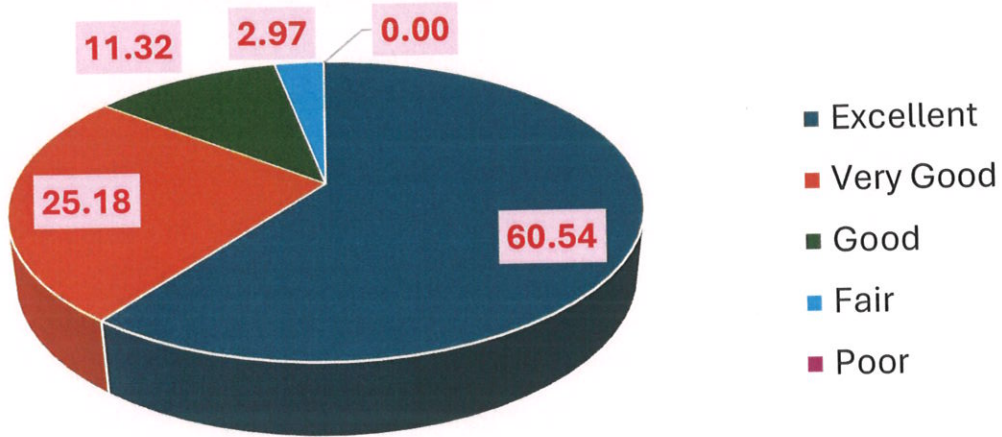
Students Feedback on Curriculum

For the academic year of 2018-19, the feedback collected from the students were analysed and the following tables give us an overall understanding of how the students feel about the curriculum for their respective programmes of study-



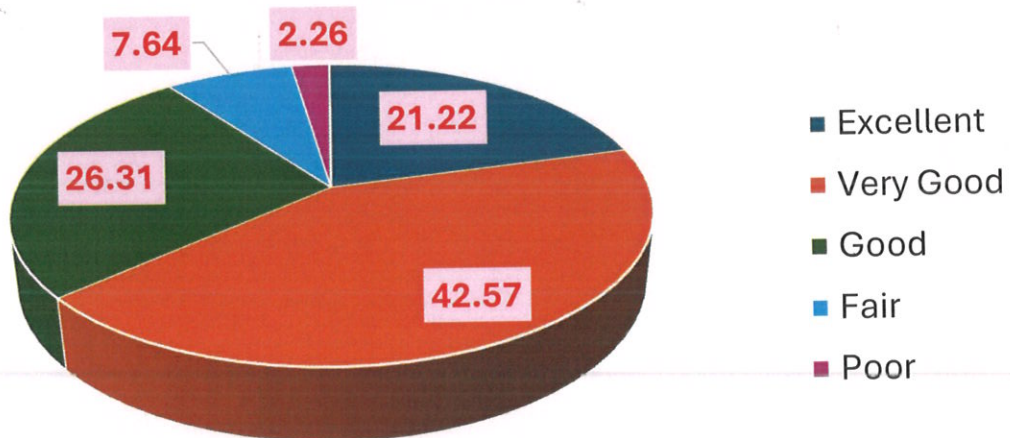
This question intends to understand the degree of students' satisfaction on **curriculum offered**. The responses are- 40.03% students regarded the syllabus of the university as excellent, 46.53% regarded it as very good, 11.32% regarded it as good, 2.12% regarded it as fair and no students regarded it as poor. **The Average score of this question is 4.24.**

The timely completion of syllabus



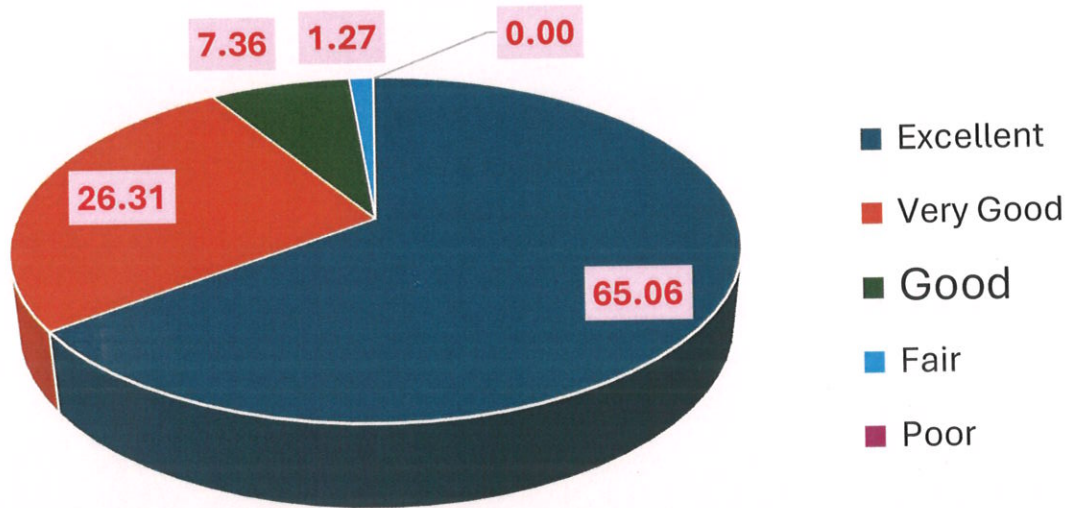
This question intends to understand the degree of students' satisfaction on **timely completion of syllabus**. The responses are- 60.54% students regarded it as excellent, 25.18% regarded it as very good, 11.32% regarded it as good, 2.97% regarded it as fair and no students regarded it as poor. **The Average score of this question is 4.43.**

Experience of Students related with usage of ICT to facilitate Teaching



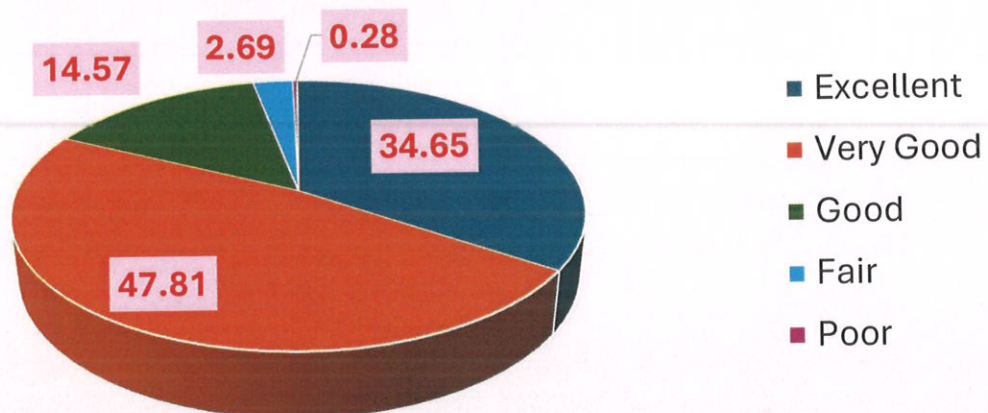
This question intends to understand the degree of students' satisfaction on **experience related with usage of ICT to facilitate Teaching**. The responses are- 21.22% students regarded it as excellent, 42.57% regarded it as very good, 26.31% regarded it as good, 7.64% regarded it as fair and only 2.26% students regarded it as poor. **The Average score of this question is 3.72.**

Satisfaction of Students on the newly introduced GE/AEEC-SEC Papers



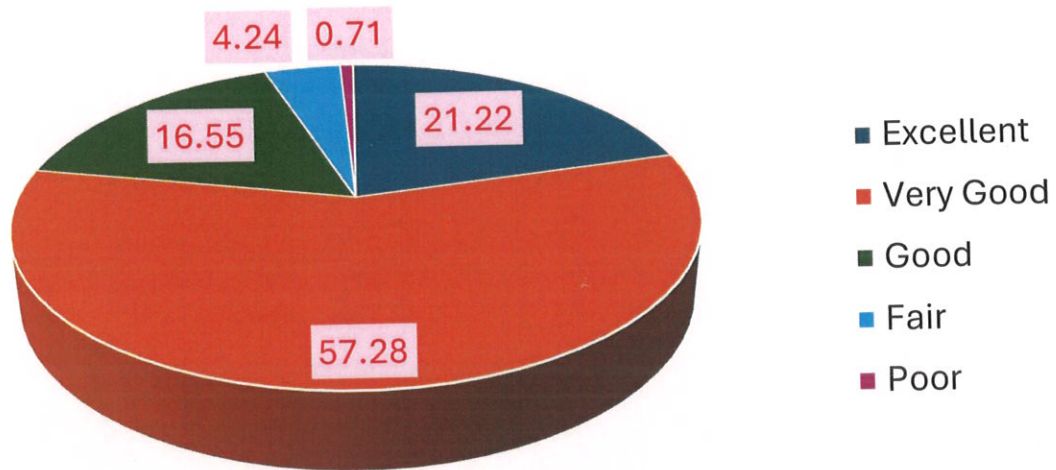
This question intends to understand the degree of students' satisfaction on **the newly introduced GE/AEEC-SEC Papers that you studied**. The responses are- 65.06% of students regarded it as excellent, 26.31% regarded it as very good, 7.36% regarded it as good, 1.27% regarded it as fair and no students regarded it as poor. **The Average score of this question is 4.55.**

Satisfaction of Students on conduction of guest lectures, seminars, workshop, and conferences



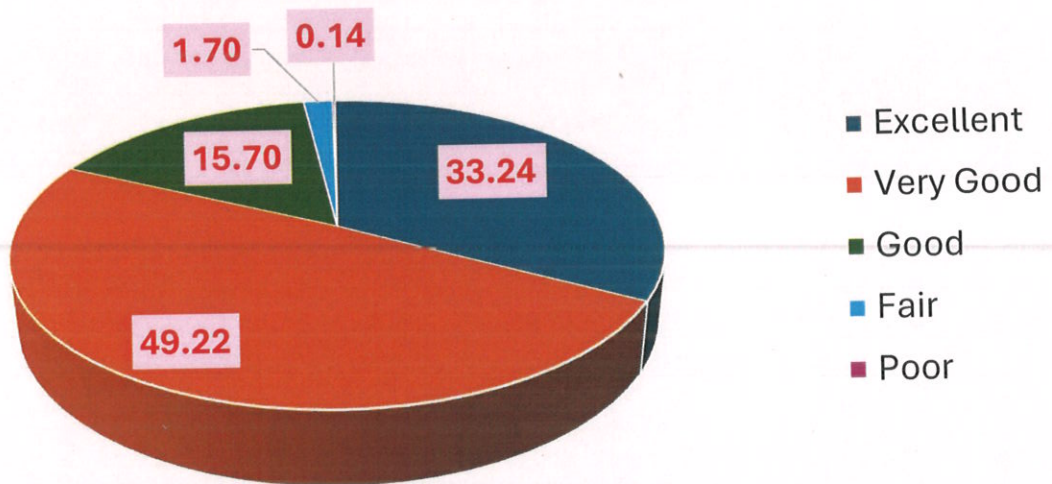
This question intends to understand the degree of students' satisfaction on **conduction of guest lectures, seminars, workshop, and conferences**. The responses are- 34.65% students regarded it as excellent, 47.81% regarded it as very good, 14.57% regarded it as good, 2.69% regarded it as fair and 0.28% students regarded it as poor. **The Average score of this question is 4.13.**

Satisfaction of Students on Courses in terms of their relevance to the latest and/or future technologies



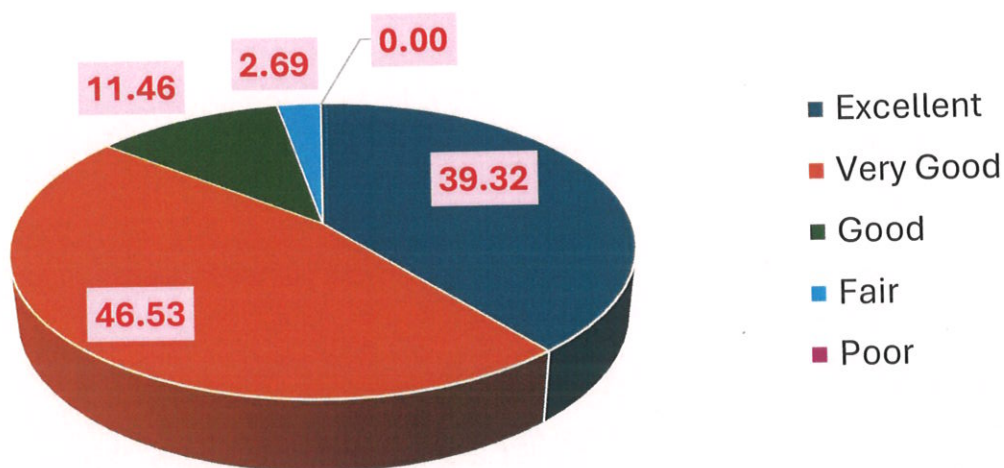
This question intends to understand the degree of students' satisfaction on **Courses in terms of their relevance to the latest and/or future technologies**. The responses are- 21.22% students regarded it as excellent, 57.28% regarded it as very good, 16.55% regarded it as good, 4.24% regarded it as fair and 0.71% students regarded it as poor. **The Average score of this question is 3.93.**

Students' Satisfaction on fairness of the internal evaluation process by the teachers



This question intends to understand the degree of students' satisfaction on **fairness of the internal evaluation process by the teachers**. The responses are- 33.24% students regarded it as excellent, 49.22% regarded it as very good, 15.70% regarded it as good, 1.70% regarded it as fair and 0.14% students regarded it as poor. **The Average score of this question is 4.14.**

Satisfaction of Students on the overall quality of the teaching in the Institution



This question intends to understand the degree of students' satisfaction on **fairness of the internal evaluation process by the teachers**. The responses are- 39.32% students regarded it as excellent, 46.53% regarded it as very good, 11.46% regarded it as good, 2.69% regarded it as fair and no students regarded it as poor. **The Average score of this question is 4.22.**

Teachers Feedback on Curriculum

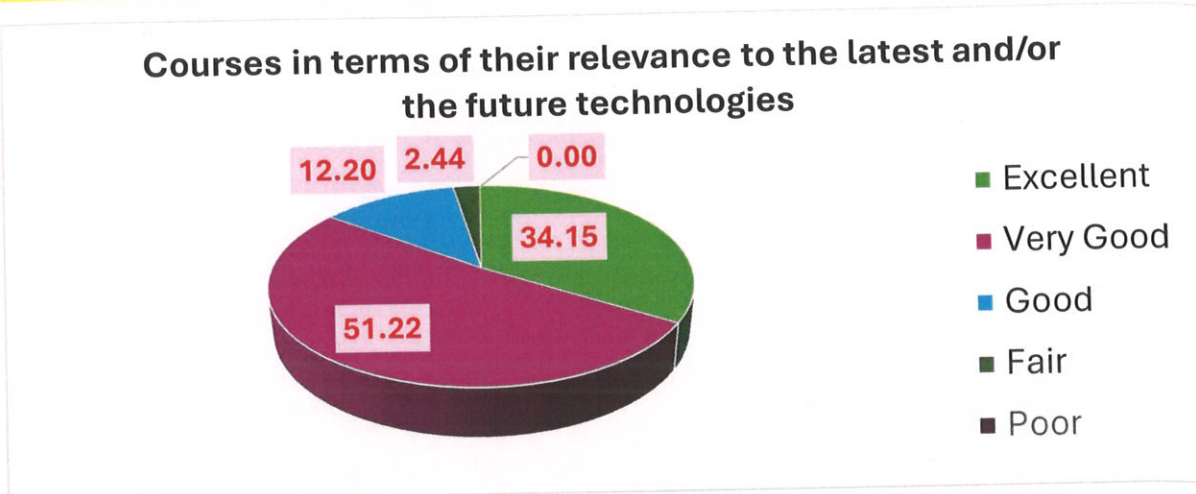
For the academic year of 2018-19, the feedback collected from the Teachers were analysed and the following tables give us an overall understanding of how they feel about the curriculum for their respective programmes of study-

Quality and relevance of the courses included into the curriculum

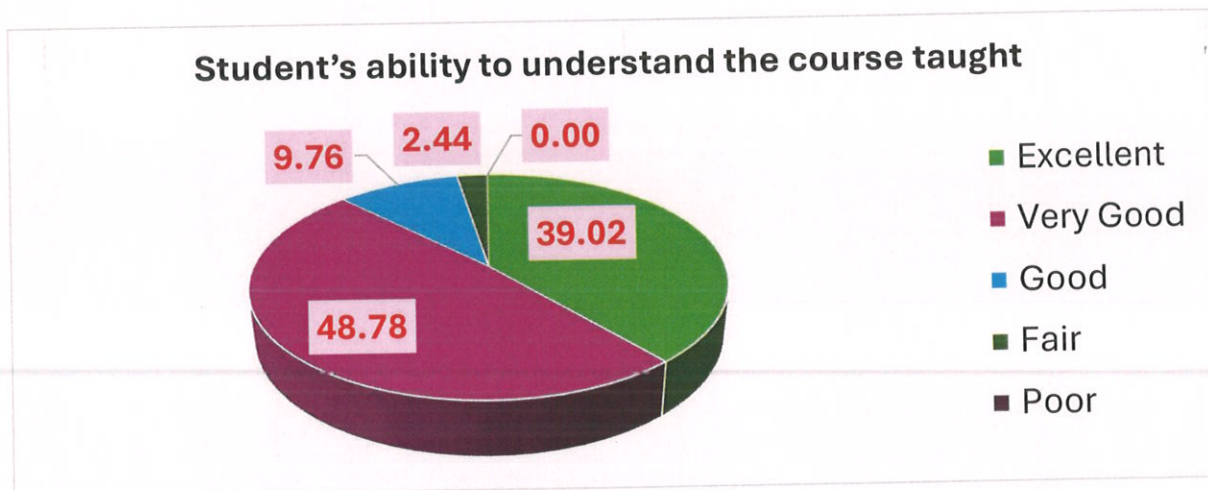


This question intends to understand the degree of teachers' satisfaction on **Quality and relevance of the courses included into the curriculum**. The responses are- 51.22%


teachers regarded the it as excellent, 28.05% regarded it as very good, 17.07% regarded it as good, 3.66% regarded it as fair and no teachers regarded it as poor. **The Average score of this question is 4.27.**



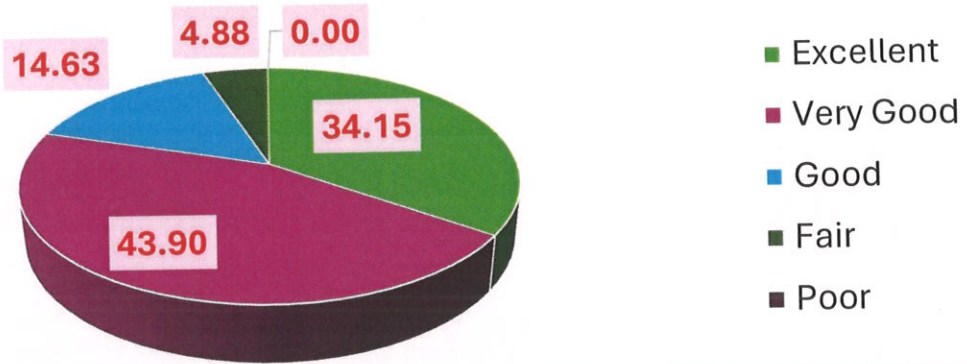
This question intends to understand the degree of teachers' satisfaction on **Courses in terms of their relevance to the latest and/or the future technologies**. The responses are- 34.15% teachers regarded it as excellent, 51.22% regarded it as very good, 12.20% regarded it as good, 2.44% regarded it as fair and no teachers regarded it as poor. **The Average score of this question is 4.11.**



This question intends to understand the degree of teachers' satisfaction on **Student's ability to understand the course taught**. The responses are- 39.02% teachers regarded it as excellent, 48.78% regarded it as very good, 9.76% regarded it as good, 2.44% regarded it as fair and no teachers regarded it as poor. **The Average score of this question is 4.24.**

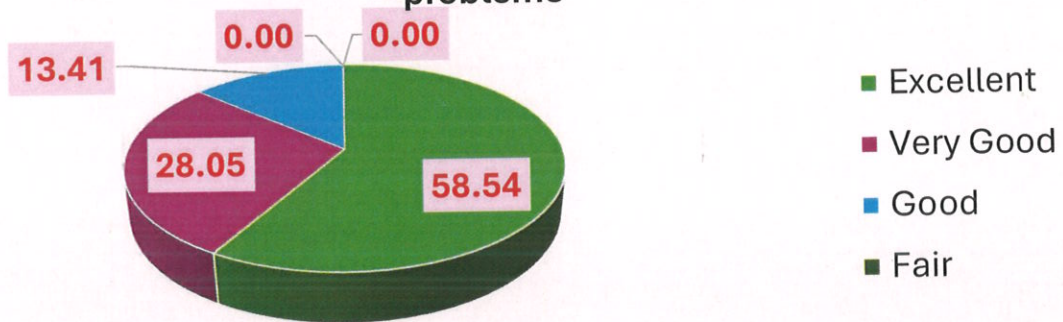


Outcomes that student has achieved from the courses



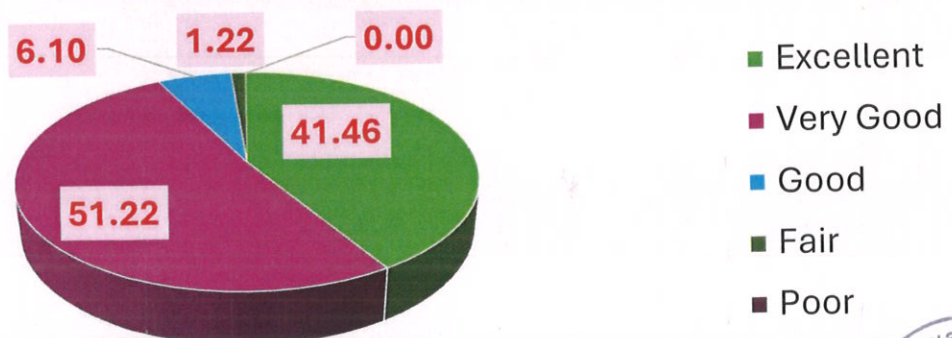
This question intends to understand the degree of teachers' satisfaction on **Outcomes that student has achieved from the courses**. The responses are- 34.15% teachers regarded it as excellent, 43.90% regarded it as very good, 14.63% regarded it as good, 4.88% regarded it as fair and no teachers regarded it as poor. **The Average score of this question is 4.00.**

Student's approaches to discuss assignments and problems

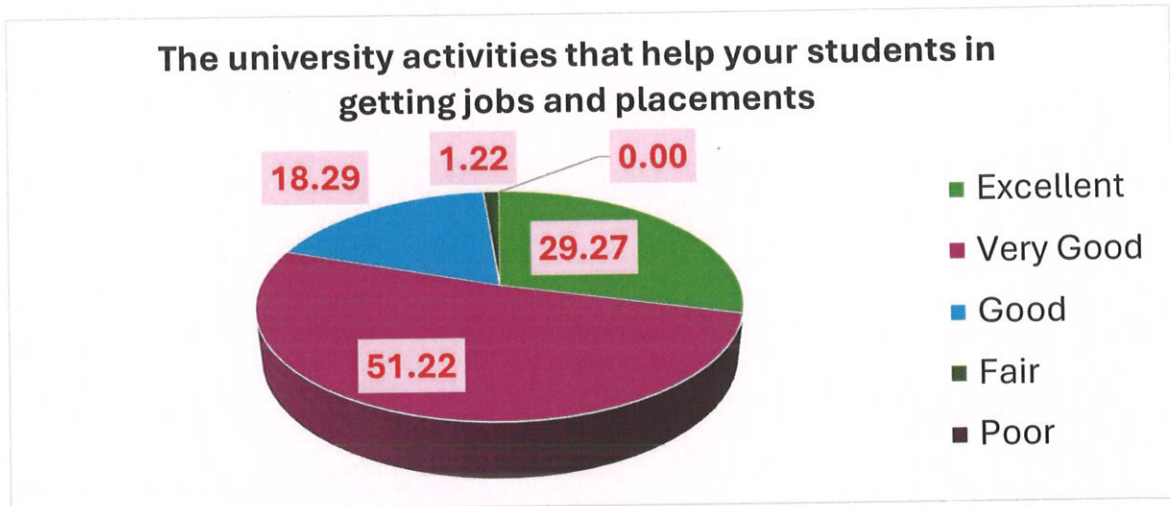


This question intends to understand the degree of teachers' satisfaction on **Student's approaches to discuss assignments and problems**. The responses are- 58.54% teachers regarded it as excellent, 28.05% regarded it as very good, 13.41% regarded it as good, nobody regarded it as fair nor poor. **The Average score of this question is 4.45.**

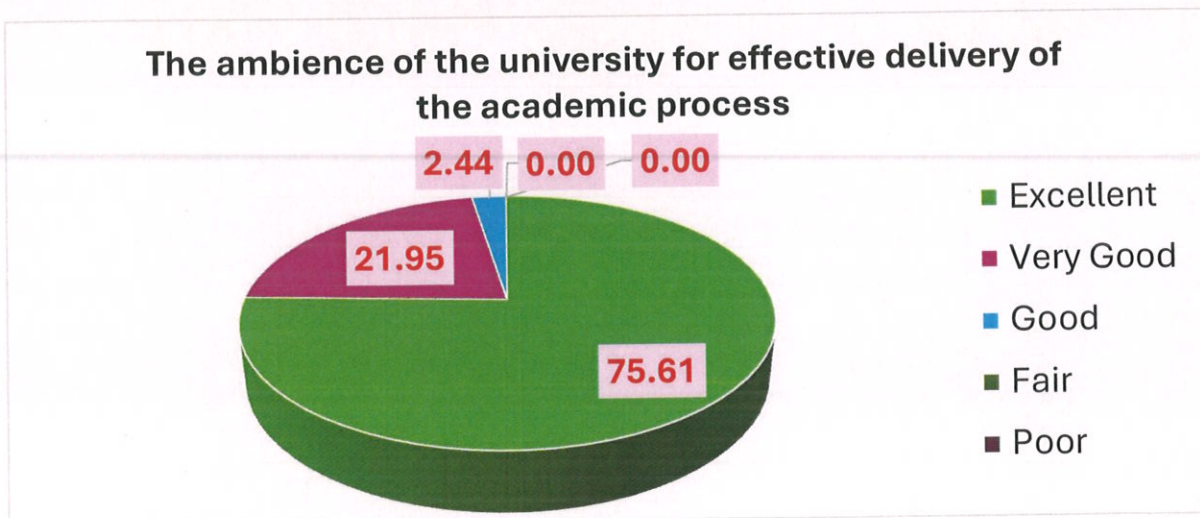
The transformation of students after the completion of the course



This question intends to understand the degree of teachers' satisfaction on **the transformation of students after the completion of the course**. The responses are- 41.46% teachers regarded it as excellent, 51.22% regarded it as very good, 6.10% regarded it as good, 1.22% of teachers regarded it as fair and no teacher regarded it as poor. **The Average score of this question is 4.45.**

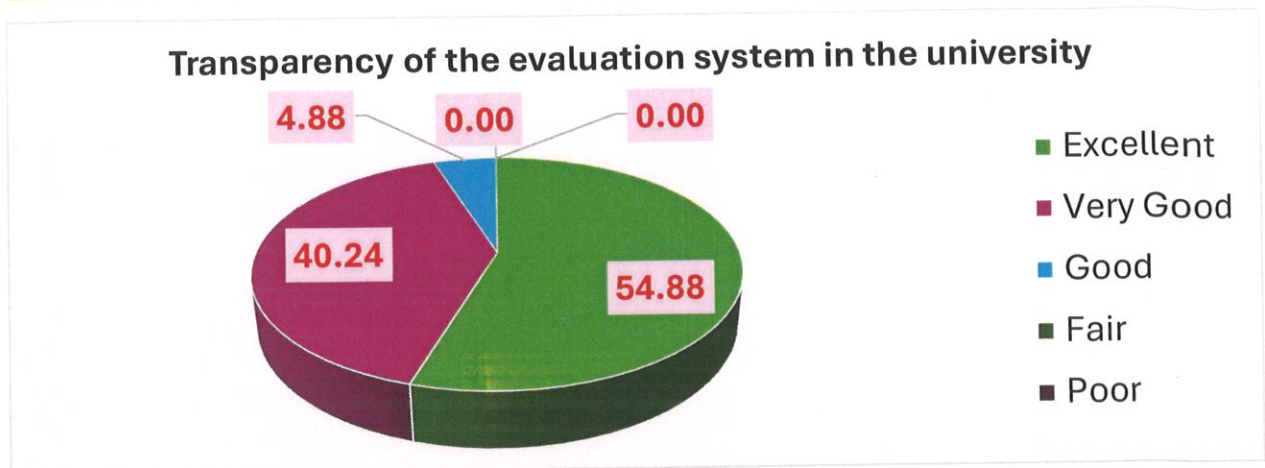


This question intends to understand the degree of teachers' satisfaction on **the university activities that help your students in getting jobs and placements**. The responses are- 29.27% teachers regarded it as excellent, 51.22% regarded it as very good, 18.29% regarded it as good, 1.22% of teachers regarded it as fair and no teacher regarded it as poor. **The Average score of this question is 4.08.**



This question intends to understand the degree of teachers' satisfaction on **the ambience of the university for effective delivery of the academic process**. The responses are- 75.61% teachers regarded it as excellent, 21.95% regarded it as very good, 2.44%

regarded it as good, neither teacher regarded it as fair nor poor. **The Average score of this question is 4.73.**



This question intends to understand the degree of teachers' satisfaction on **Transparency of the evaluation system in the university**. The responses are- 54.88% teachers regarded it as excellent, 40.24% regarded it as very good, 4.88% regarded it as good, no teacher regarded it as fair or poor. **The Average score of this question is 4.50.**

Employers' Feedback on Curriculum

This questionnaire is intended to collect information from employers regarding various aspects of the curriculum. They were asked to provide feedback for improvement of the curriculum.

Questions	Employers' Response					Average
	Excellent	Very Good	Good	Fair	Poor	
How do you rate the relevance of the courses in relation to the program? (Knowledge and Skills required for the job market)	47.06%	52.94%	5.88%	0%	0%	4.65
How do you rate the sufficiency of the courses related to industry that are included in the program?	35.29%	43.14%	19.61%	1.96%	0%	4.11
How do you rate the relevance of the topics to the industry requirement?	45.10%	37.25%	17.65%	0%	0%	4.27
How do you rate the competencies/outcomes in relation to the course content?	33.33%	47.06%	17.65%	1.96%	0%	4.11
How do you rate the curriculum enhances human values and ethics.	41.18%	47.06%	11.76%	0%	0%	4.29

Important Suggestions from all Stake-holders-

Based on the feedback collected from all the stakeholders, the following were some observations made with respect to the programs offered irrespective of the disciplines

SL	Suggestions
1	There was a need for mandatory Project/Field work
2	Organization of more Guest lectures/Interactive sessions
2	More ICT enabled methods of teaching
3	More Tutorial Classes
4	Introducing more SEC courses
5	Encouraging students to publish research articles.
6	Organization of more educational tour.
7	Coaching for NET and others

Action Taken based on the Feedback-

The major actions that were taken based on the feedback analysis on curriculum for the academic year of 2018-19 is given below-

SL	Action Taken
1	All BoS were instructed to include Project/Internship/Field Study in 3 rd year at UG level and 2 nd year at PG level.
2	Departments were instructed to organise guest lectures/interactive sessions/Seminar/workshop frequently.
3	Department were instructed to make PPT presentation by the faculty members mandatory.
4	Departments were informed to divide students into Advanced learners, Moderate learners and Weak learners. They conduct separate classes for all categories of students.
5	IQAC instructed Mr. Jugal Kr. Bhattacharyya, the coordinator of AEEC/SEC course and Mr. Anirudha Deka to submit a list of proposed AEEC/SEC courses and to submit the same for approval.
6	Departments were instructed to allow students to organise field trip/educational tour/excursion and submit the proposal to the excursion committee for approval.
7	IQAC is planning to conduct NET Coaching centrally from the coming academic session

